



## **Mission:**

**Educate and empower each learner to achieve excellence and build a better world.**

## **Vision:**

**We aspire to be the school district others strive to become.**

## **Core beliefs:**

- Students come first.
- Everyone can learn.
- We have high expectations for all.
- A safe, joyful and nurturing environment promotes learning and growth.
- We encourage creativity, problem solving and innovation.
- We act with integrity and accountability.
- We cultivate resilience and build strength of character.
- We value diversity and treat everyone with respect, compassion and dignity.
- Positive relationships and partnerships are essential.



Dryden Central School District  
2020 – 2023 Priorities & Strategies

**Immediate priorities: apply significant focus, resource and attention**

- Beginning with an external PK-12 literacy audit, implement systemic improvements to literacy curriculum, instruction and assessments to foster a district-wide love of reading and writing.
- Address students' physical, social, emotional, mental health and academic needs through a robust multi-tiered system of supports and interventions.

**Core strategies: continue to improve performance**

- Design master schedules that empower students and staff with equitable opportunities to grow, innovate and achieve excellence.
- Implement innovative programs PK-12 to meet emerging needs and increase student engagement.
- Foster wider-reaching relationships with all families by intentionally engaging with them in their environment.
- Attract, support and retain high-quality employees who are reflective of our school community and its core beliefs.
- Implement clear processes, protocols and expectations for the collection, analysis and use of student data.

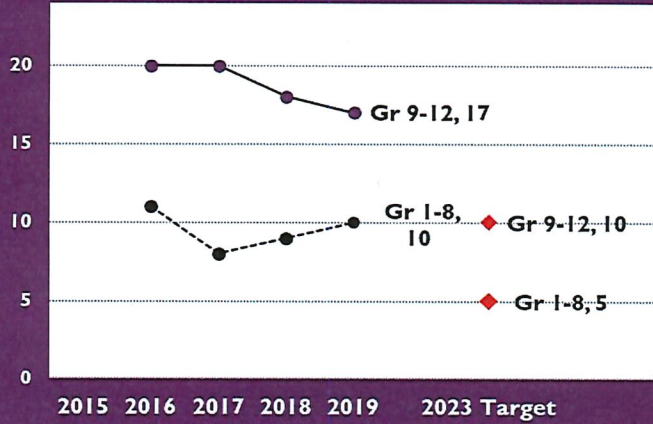
*Note:* The district will provide relevant and differentiated professional development to support implementation of this strategic plan.

1.8.2020

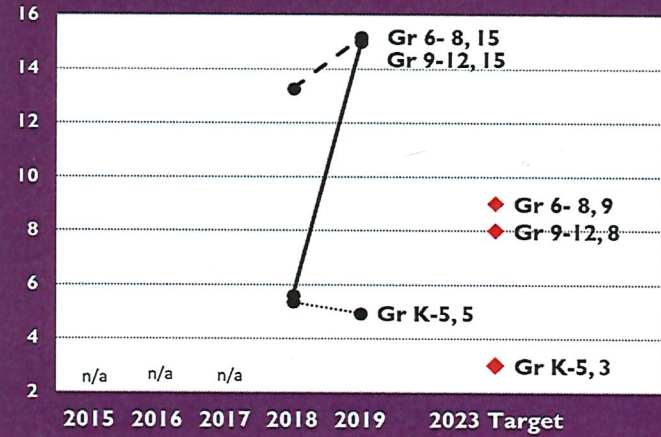


## Dryden Central School District 2015-19 Trends and 2023 Targets

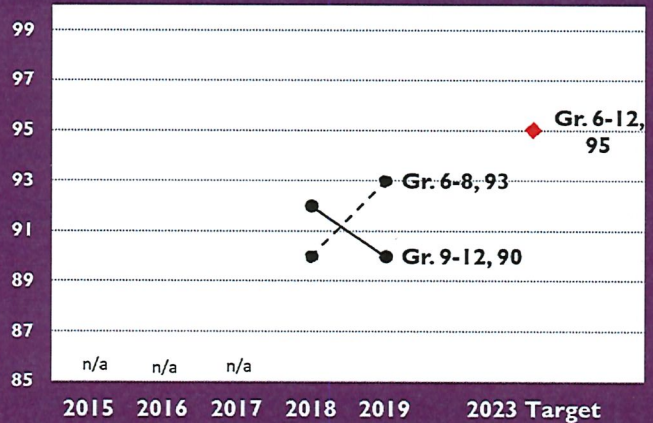
**% absent >= 10% of enrolled attendance days**



**% >= 5 discipline referrals**

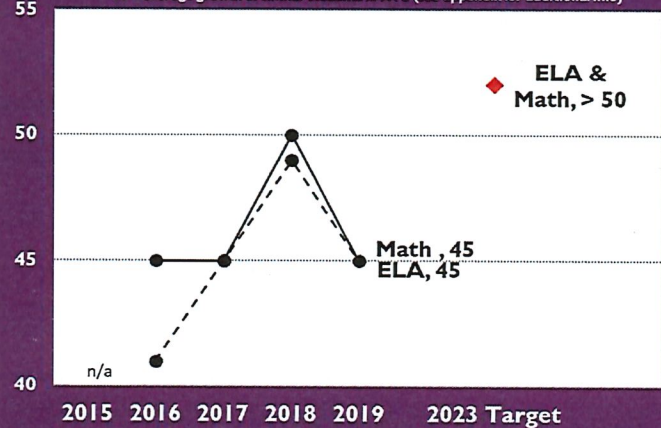


**% core academic courses passed (year-end)**



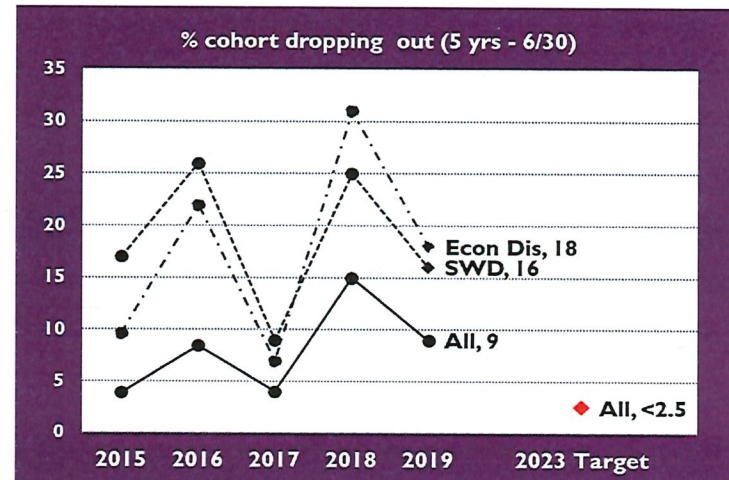
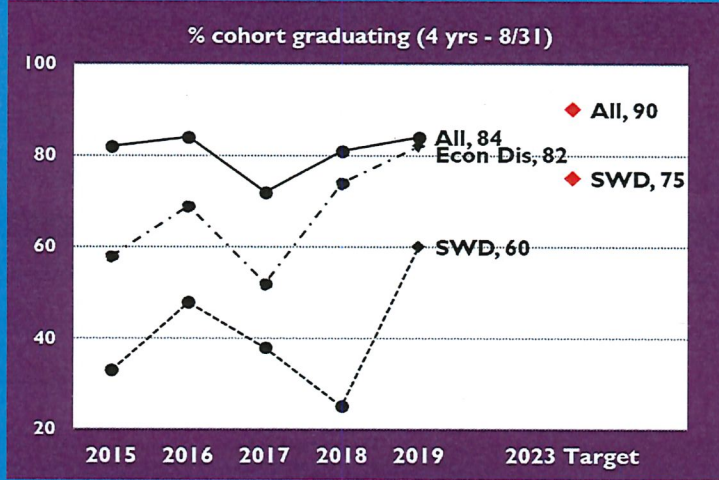
**Gr. 4-8 NYS (Mean Growth Percentile)**

50 = average growth of similar students in NYS (see appendix for additional info)





## Dryden Central School District 2015-19 Trends and 2023 Targets



Graduation Rigor	2015	2016	2017	2018	2019	2023 Target
<b>% DHS cohort achieving <math>\geq 1</math> rigorous outcome<sup>^</sup></b>	-	-	-	66	77	<b>88</b>
% cohort achieving Adv. Des. Diploma	37	35	30	39	32	
% cohort with CTE endorsement	21	21	19	8	15	
% cohort passing $\geq 1$ AP course	22.5	22.5	11	23	11	
% cohort scoring $\geq 3$ on $\geq 1$ AP exam	-	-	-	-	8	
% cohort earning HS credit for a dual enrollment course	81	90	77	80	81	
% cohort earning $\geq 15$ college credits	30	32	36	47		
% earning a Seal of Biliteracy	-	-	-	-	0	
% cohort earning CDOS endorsement	-	-	-	-	2	
% cohort scoring $\geq 3$ on the NYSSA					-	

<sup>^</sup> All outcomes weighted 2.0 & 1.5 in the state's college, career & civic readiness index. The % is calculated:  $\text{Sum}(\text{count } 2.0 \text{ weight}, \text{count } 1.5 \text{ weight}) / \text{cohort count}$



## Appendix

Mean Growth Percentile (MGP) is a measure of student growth from year to year for similar students from grades 4 – 8 using a scale from 1 - 99. A score > 50 means the district is exceeding the average growth of similar students across NYS; a score < 50 means the district is lagging the average growth of similar students across NYS. The MGP is key part of the Every Student Succeeds Act (ESSA) accountability system. NYSED's rubric for making accountability determinations based on MGP is below.

MGP	Level	Rubric
≤ 45	1	Ineffective
45.1 - 50	2	Developing
50.1 - 54	3	Effective
>54	4	Highly Effective

Below are Dryden's Gr. 3-8 ELA & Math proficiency rate trends compared to NYS averages.

Performance Measure	2016	State avg	2017	State avg	2018	State avg	2019	State avg
Grade 3 – 8 ELA: % proficient – All	24	38	28	40	35	45	30	45
% proficient – SWD	1	8	2	9	4	14	2	14
% proficient – Econ Dis	11	27	13	29	22	35	20	36
Grade 3 – 8 Math: % proficient – All	32	39	35	40	40	45	41	47
% proficient – SWD	2	11	5	11	4	15	7	16
% proficient – Econ Dis	16	28	19	29	26	34	30	37
Dis								

1.8.2020